

Hi-MO 4_m

LR4-66HIH 400~420M

- Suitable for distributed projects
- Advanced module technology delivers superior module efficiency
 - M6 Gallium-doped Wafer
 - 9-busbar Half-cut Cell
- Excellent outdoor power generation performance
- High module quality ensures long-term reliability

12

12-year Warranty for
Materials and Processing

25

25-year Warranty for Extra
Linear Power Output

Complete System and Product Certifications

IEC 61215, IEC 61730, UL 61730

ISO 9001:2015: ISO Quality Management System

ISO 14001: 2015: ISO Environment Management System

TS62941: Guideline for module design qualification and type approval

ISO 45001: 2018: Occupational Health and Safety

LONGI



21.0%
MAX MODULE
EFFICIENCY

0~3%
POWER
TOLERANCE


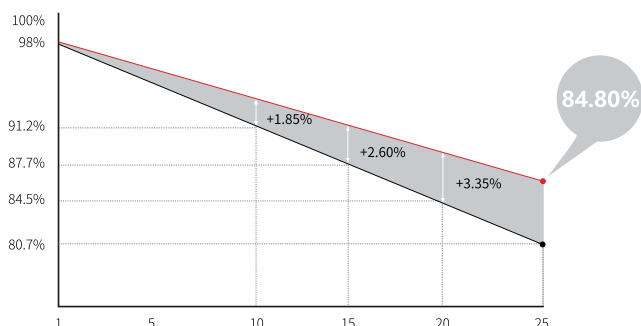
<2%
FIRST YEAR
POWER DEGRADATION

0.55%
YEAR 2-25
POWER DEGRADATION

HALF-CELL
Lower operating temperature

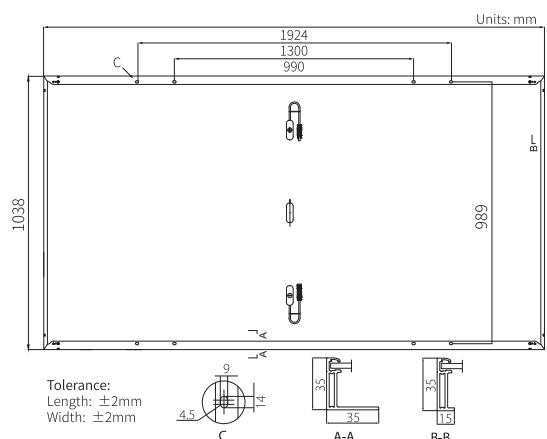
Additional Value

25-Year Power Warranty



Mechanical Parameters

Cell Orientation	132 (6×22)
Junction Box	IP68, three diodes
Output Cable	4mm ² , 1200mm length can be customized
Glass	Single glass, 3.2mm coated tempered glass
Frame	Anodized aluminum alloy frame
Weight	22.0kg
Dimension	1924×1038×35mm
Packaging	31pcs per pallet / 155pcs per 20' GP / 744pcs per 40' HC



Electrical Characteristics

STC : AM1.5 1000W/m² 25°C NOCT : AM1.5 800W/m² 20°C 1m/s Test uncertainty for Pmax: ±3%

Module Type	LR4-66HIH-400M		LR4-66HIH-405M		LR4-66HIH-410M		LR4-66HIH-415M		LR4-66HIH-420M	
	STC	NOCT	STC	NOCT	STC	NOCT	STC	NOCT	STC	NOCT
Maximum Power (Pmax/W)	400	300.5	405	304.2	410	308.0	415	311.7	420	315.5
Open Circuit Voltage (Voc/V)	44.80	42.13	45.00	42.32	45.20	42.50	45.40	42.69	45.60	42.88
Short Circuit Current (Isc/A)	11.42	9.26	11.50	9.33	11.57	9.38	11.65	9.44	11.73	9.52
Voltage at Maximum Power (Vmp/V)	37.60	35.00	37.80	35.19	38.00	35.37	38.20	35.56	38.40	35.74
Current at Maximum Power (Imp/A)	10.64	8.59	10.72	8.65	10.79	8.71	10.87	8.77	10.94	8.83
Module Efficiency(%)	20.0		20.3		20.5		20.8		21.0	

Operating Parameters

Operational Temperature	-40°C ~ +85°C
Power Output Tolerance	0 ~ 3%
Voc and Isc Tolerance	±3%
Maximum System Voltage	DC1500V (IEC/UL)
Maximum Series Fuse Rating	20A
Nominal Operating Cell Temperature	45±2°C
Protection Class	Class II
Fire Rating	UL type 1 or 2 IEC Class C

Mechanical Loading

Front Side Maximum Static Loading	5400Pa
Rear Side Maximum Static Loading	2400Pa
Hailstone Test	25mm Hailstone at the speed of 23m/s

Temperature Ratings (STC)

Temperature Coefficient of Isc	+0.050%/°C
Temperature Coefficient of Voc	-0.265%/°C
Temperature Coefficient of Pmax	-0.340%/°C